

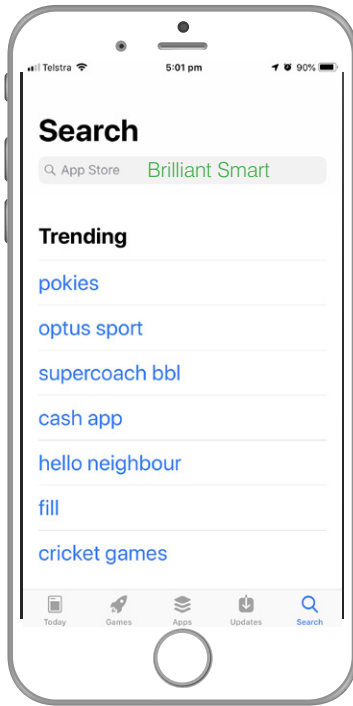


HOW TO DOWNLOAD THE FREE BRILLIANTSMART MOBILE APP



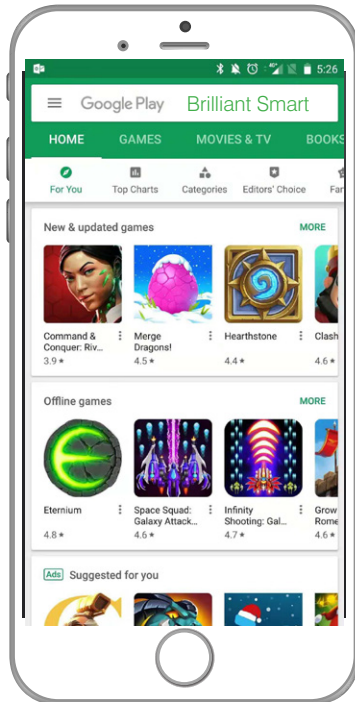
Go to the App Store or Google Play and search for the BrilliantSmart App named: **BrilliantSmart** or **Brilliant Smart**.



For Apple press
'Get'



For Android press
'Install'



Scan the QR code:

iPhone – use your phone's camera and hold over the QR code.

Android – use a google lens app or a barcode reader and hold over the QR code.

Click on the link that appears then Open/Install the App.

The App opens and to press 'Allow' to receive notifications.